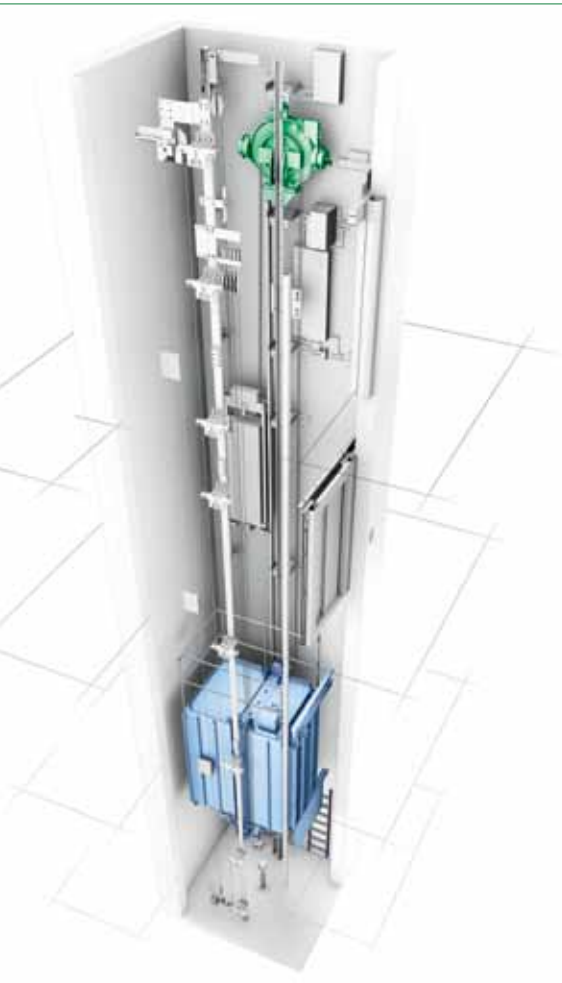


Dedicated to People Flow™



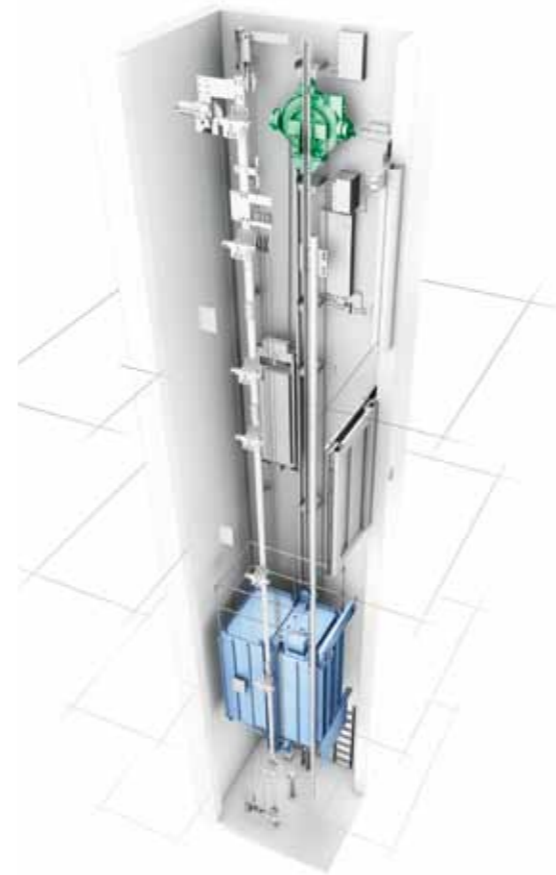
Environmental Product Declaration

KONE EcoSpace™

Environmental Product Declaration

General information

The Environmental Product Declaration provides you, as a KONE customer, information on environmental performance of KONE products and services. The Environmental Product Declaration is carried out according to the ISO 14025 standard. In addition, the ISO 14001 Environmental Management System is implemented in several KONE units. For the latest, updated information on KONE Elevators & Escalators responsibility including Environmental Management, see www.kone.com.



Product description – KONE EcoSpace™

- Elevator solution
- Load range: 2000 lb (907 kg) – 5000 lb (2268 kg)
- Rated Speed: 150 fpm (0.75 m/s)
- Travel range: up to 83'-0" ft (25 m)

The results of the Environmental Product Declaration are valid for typical low-rise (2-10 landing) elevators based on KONE EcoSpace™ platform.

Environmental performance

The Life Cycle Assessment (LCA) is a tool for assessing the environmental impacts associated with a product, process or service throughout its life cycle. The LCA of a KONE EcoSpace™ elevator was applied in compliance with the requirements of the ISO 14040 and ISO 14044 standards.

Functional Unit

The function of an elevator is to give people access to multi-story buildings. The functional unit is 0.6 mi (1 km) distance traveled by the elevator. The LCA results for the whole life cycle are also represented in this Environmental Product Declaration.

System Boundaries

The Life Cycle Assessment covers the important environmental aspects for raw material production, component manufacturing, installation, use, maintenance and end of life treatment i.e. full chain assessment. Transportation is included to the stages of the life cycle. The Life Cycle Assessment includes consumption of raw materials and energy resources as well as emissions and waste generation.

The Life Cycle Assessment is based on an estimated lifetime of 25 years with a frequency of starts at 100,000 per year and average traveling height 30 ft (9 m) i.e. 3 floors in McKinney (Dallas). One typical EcoSpace™ elevator case was calculated: 4 floors, 2500 lb (1134 kg), 150 fpm (0.75 m/s). National mix of energy has been used for calculating emissions during component manufacturing and USA mix of energy has been used for calculating emissions caused by energy consumption during the use stage.

The total global recycling ratio for metals is assumed to be 95%. Metals are recovered as scrap from the manufacturing processes and from end of life treatment.

The data used in Life Cycle Assessment is collected from the manufacturer and the suppliers as well as LCA-databases. If no suitable data is available, the expert opinion or the best estimation is used.

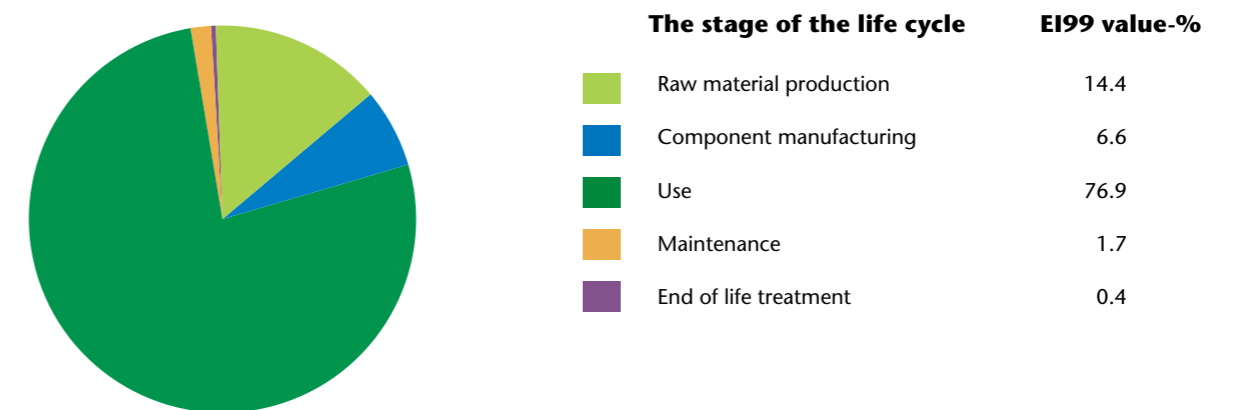
The most significant environmental impacts

About 81% of carbon dioxide (CO₂) emissions, 68% of nitrogen oxide (NO_x) emissions and 97% of sulphur oxide (SO_x) emissions are generated during the use stage. By comparison, during material production carbon dioxide emissions are 12%, and during component manufacturing 5% of the total carbon dioxide emissions. About 86% of the total primary energy is consumed during the use stage.

Total primary energy and emissions to air		
	Values are calculated per functional unit, 0.6 mi (1 km) distance traveled by the elevator	Values are calculated per the whole lifetime of the elevator
Total primary energy	34.4 MJ	773 068 MJ
Emissions to air		
CO ₂	3.73 lb (1.69 kg)	84069 lb (38,133 kg)
NO _x	0.0088 lb (0.004 kg)	202 lb (91.7 kg)
SO _x	0.0176 lb (0.008 kg)	392 (178 kg)
Particulates	0.00095 lb (0.00043 kg)	21 lb (9.6 kg)

The Impact Assessment phase of LCA evaluates the significance of potential environmental impacts throughout the product life cycle. The shares of the total environmental impacts of the life cycle stages have been calculated using Eco-Indicator 99 (H,A) method and the factors of CML-Impact Assessment method. The absolute values of the eco-indicators are not highly relevant because the main purpose is to compare relative differences between products or processes.

The shares of the total environmental impacts of the life cycle stages using Eco-Indicator 99 method



The most significant environmental aspects of the elevator are fossil fuels particularly natural gas, hard coal and crude oil, and air emissions particularly carbon dioxide, nitrogen oxides, sulphur oxides, and particulates according to CML-Impact Assessment (impact categories included are global warming, eutrophication, photochemical oxidants and acidification) and Eco-Indicator 99 methods.

Emissions expressed in terms of environmental impact categories			
Category of impact	Equivalent unit	Values are calculated per functional unit, 0.6 mi (1 km) distance traveled by the elevator	Values are calculated per the whole life time of the elevator
Global warming (GWP100)	kg CO ₂ eq.	1.8	40 308
Ozone layer depletion (ODP)	kg CFC-11 eq.	2.7E-08	6.0E-04
Eutrophication	kg PO ₄ --- eq.	6.1E-04	13.7
Photochemical oxidation	kg ethylene eq.	4.9E-04	11.0
Acidification	kg SO ₂ eq.	1.2E-02	261

* Values are calculated according to the factors of CML-Impact Assessment method.

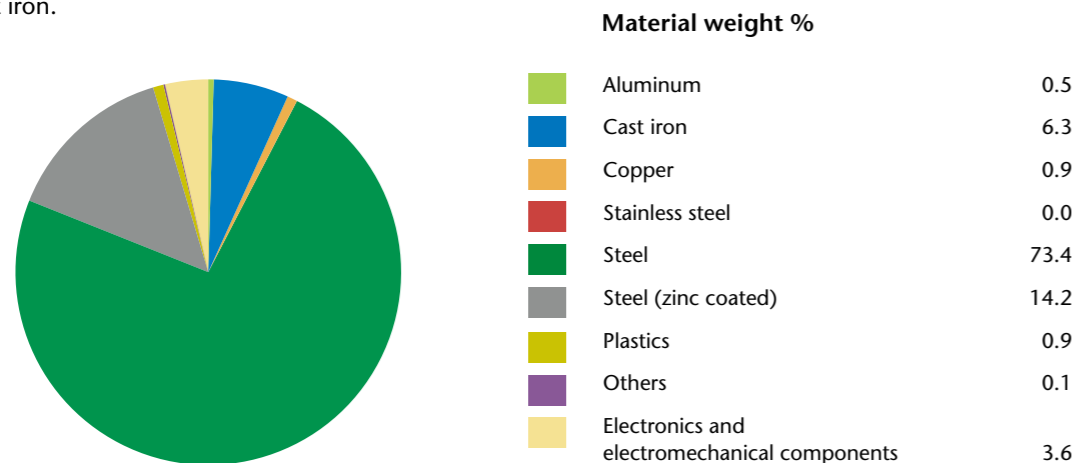
The Life Cycle Assessment shows that most of the environmental impacts of an elevator life cycle are due to the electricity used for operating the elevator during the use stage. Electricity is consumed in moving passengers and goods, illumination and control of the equipment.

Elevator electricity consumption during the use stage	
The frequency of starts/year	The energy consumption/year [kWh]
100,000	1575

Additional environmental Information

Product material content

KONE EcoSpace™ is mainly composed of steel and cast iron.



The product does not contain asbestos, lead and cadmium pigments in paints, condensators containing PCB's or PCT's, ozone layer depleting chemicals such as CFC's and chlorinated solvents, mercury in applications such as lighting and batteries, and cadmium stabilizers in plastics.

Recycling description

End of life treatment of the elevator is multi-metal scrap recycling. The metals, that are about 95% of the elevator material weight, are recyclable. When metals are recycled there is a clear reduction in environmental impacts, primarily because recycling of metals lowers the demand for primary metals as raw materials. Plastics can be used for energy recovery or landfilled.

An elevator includes a lead battery and, depending on selection of lighting, may include standard fluorescent lamps that contain mercury. Both require dismantling and hazardous waste management procedure to be followed when disposed. The KONE EcoDisc® elevator hoisting machine contains no oil. Electronics and electromechanical components waste is collected and treated separately.

Packaging includes wood (69%), cardboard and paper (18%), plywood (12%) and plastics (1%). Wood, cardboard, paper and plywood can be recycled or used for energy recovery. Plastics can be used for energy recovery or landfilled.

Glossary

Acidification potential

Chemical alteration of the environment, resulting in hydrogen ions being produced more rapidly than they are dispersed or neutralized. Occurs mainly through fallout of sulfur and nitrogen compounds from combustion processes. Acidification can be harmful to terrestrial and aquatic life.

CML-impact assessment method

CML methodology is based on midpoint modelling (problem oriented method). Pollutants are allocated to impact categories.

Eco-Indicator 99 (H,A)

Pollutants are allocated to impact categories and are normalized by means of division through the national total impact potentials.

The environmental effects are then assigned to 'damage categories' which include the effects on human health, the quality of an ecosystem and the fossil and mineral resources.

Eutrophication potential

Enrichment of bodies of water by nitrates and phosphates from organic material or the surface runoff. This increases the growth of aquatic plants and can produce algal blooms that deoxygenate water and smother other aquatic life.

Functional unit

Quantified performance of a product system for use as a reference unit.

Global warming potential (GWP100)

The index used to translate the level of emissions of various gases into a common measure to compare their contributions to the absorption by the atmosphere of infrared radiation. Greenhouse gases are converted to CO₂ equivalents with GWP factors, using factors for 100 years time interval (GWP100).

Ozone depletion potential (ODP)

The index used to translate the level of emissions of various substances into a common measure to compare their contribution to the breakdown of the ozone layer. ODPs are calculated as the change that would result from the emission of 2.2 lbs (1 kg) of a substance to that from emission of 2.2 lbs (1 kg) of CFC-11 (a freon).

Photochemical oxidants (POCP)

The index used to translate the level of emissions of various gases into a common measure to compare their contributions to the change of ground-level ozone concentration. POCPs are calculated as the change that would result from the emission of 2.2 lbs (1 kg) of a gas to that from emission of 2.2 lbs (1 kg) of ethylene.

Recycling ratio

Metals recovered as scrap from manufacturing processes and scrap from end of life treatment.

This document has been developed in collaboration with VTT, Technical Research Centre of Finland. VTT is a contract research organization involved in many international assignments. With its more than 2700 employees, VTT provides a wide range of technology and applied research services for its clients, private companies, institutions and the public sector. VTT is striving to improve the well-being of society and to enhance the technical and economic performance of its clients.



References

ISO 14025. Environmental labels and declarations. Type III environmental declarations. Principles and procedures. 2006-12-18.

ISO 14040. Environmental management. Life cycle assessment. Principles and framework. 2006-12-18.

ISO 14044. Environmental management. Life cycle assessment. Requirements and guidelines. 2006-12-18.

Tonteri, Hannele, Anttila, Anna & Kujanpää Marjukka. The Life Cycle Assessment of KONE EcoSpace™ Elevator. Research report No VTT-R-06118-09. VTT. Espoo, Finland 2009.



U.S. Operations Center

One KONE Court
Moline, Illinois 61265
1-800-956-KONE (5663)

Canadian Operations Center

80 Horner Avenue
Toronto, Ontario M8Z 4X8
1-416-252-6151

KONE Mexico, S.A. de C.V.

Clavel 227
Colonia Atlampa
Mexico City, D.F. 06450
+52.55.1946.0100

For the latest product information and interactive design tools, visit www.kone.com

U.S. Offices

Alabama

Birmingham 205-833-1491
Mobile 251-661-7522

Arizona

Phoenix 602-269-7877

Arkansas

Little Rock 501-758-1889

California

Los Angeles 562-921-1555
Sacramento 916-372-1458
San Diego 858-679-2400
San Francisco 510-351-5141
Santa Barbara 805-349-1013

Colorado

Denver 303-792-3423

Connecticut

Hartford 860-257-9277

Delaware

856-251-1555

District of Columbia

Washington, DC 301-459-8660

Florida

Jacksonville 904-292-0225
Miami 954-437-4300
Naples 239-598-9310
Orlando 407-812-8033
Tampa 813-635-0330

Georgia

Atlanta 770-427-3373

Hawaii

Honolulu 808-845-3291

Idaho

801-977-1144

Illinois

Chicago 630-629-3100
Peoria 309-697-9011
Quad Cities 309-797-3232
Rockford 815-874-1502

Indiana

Fort Wayne 260-484-9586
Indianapolis 317-788-0061

Iowa

Des Moines 515-243-0109
Quad Cities 309-797-3232

Kansas

Wichita 316-942-1201

Kentucky

Louisville 502-491-0565

Louisiana

Baton Rouge 225-291-5270
New Orleans 504-736-0776

Maine

781-828-6355

Maryland

Baltimore 410-766-2100

Massachusetts

Boston 781-828-6355

Michigan

Detroit 734-513-6944
Grand Rapids 616-534-3300

Minnesota

Minneapolis 651-452-8062

Mississippi

Jackson 601-939-7597

Missouri

Kansas City 816-531-2140
St. Louis 314-521-8800
Springfield 417-862-1174

Montana

Missoula 406-543-6382

Nebraska

Omaha 402-592-7381

Nevada

Las Vegas 702-269-0919

New Hampshire 781-828-6355

New Jersey

High Bridge 908-638-6881

New Mexico

Albuquerque 505-888-0626

New York

Albany 518-464-0002
New York City 718-361-7200

North Carolina

Charlotte 704-597-0430

North Dakota 651-452-8062

Ohio

Cincinnati 513-755-6195
Cleveland 440-546-1100
Columbus 614-866-1751

Oklahoma

Oklahoma City 405-682-5651
Tulsa 918-258-0582

Oregon

Portland 503-652-1011

Pennsylvania

Harrisburg 717-653-7177
Philadelphia 856-251-1555
Pittsburgh 412-279-1561

Rhode Island

781-828-6355

South Carolina

704-597-0430

South Dakota

Sioux Falls 605-336-1578

Tennessee

Knoxville 865-938-3444
Memphis 901-758-8320
Nashville 615-360-7013

Texas

Austin 512-443-0967
Dallas 469-549-0581
Houston 281-442-6619
San Antonio 210-491-0485

Utah

Salt Lake City 801-977-1144

Vermont

781-828-6355

Virginia

Richmond 804-328-1032

Washington

Seattle 425-861-9696

West Virginia

502-491-0565

Wisconsin

Milwaukee 262-373-0460

Wyoming

303-792-3423

Canada Offices

Alberta

Calgary 403-275-5650
Edmonton 780-452-9227

British Columbia

Vancouver 604-434-0641
Victoria 250-384-0613
Kelowna 250-491-1838

Manitoba

Winnipeg 204-895-2942

Nova Scotia

Halifax 902-450-1102

Ontario

Hamilton 905-648-3188

Kingston 613-531-6262

Ottawa 613-225-8222

Toronto 416-252-6151

Quebec

Montreal 514-284-2025

Quebec City 418-877-1494

Sherbrooke 819-821-2182

KONE Inc. reserves the right to alter design and specifications without prior notice.

KONE and KONE EcoDisc are registered trademarks of KONE Inc. Dedicated to People Flow is a trademark of KONE Inc.

"USGBC" and related logo is a trademark owned by the U.S. Green Building Council and is used by permission.

